


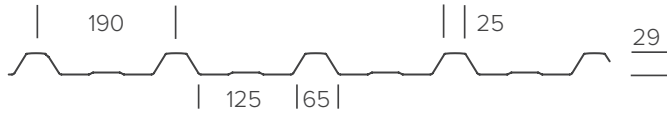
MC 760



MC760

Minimum Pitch: 3 degrees.
Width: Cover = 760mm Sheet = 810mm.
Applications: Commercial and residential.
Orientation: Roofs, horizontal and vertical wall cladding.

Manufactured in Auckland, New Plymouth, Hastings, Tauranga.
Available nationwide.



Dimensions, cover and sheet widths are all nominal and may vary with manufacturing and installation tolerances.

PRODUCT APPLICATION

The correct application of each grade of material is critical to product performance and life expectancy. Before commencing a project the user must refer to the New Zealand Steel Environmental Guide and Metalcraft Roofing's product information. Further information including load span data and graphs are available from Metalcraft branches and freely viewable and downloadable at www.metalcraftgroup.co.nz.

For information on COLORSTEEL® Zinalume® and Galvsteel® visit: www.colorsteel.co.nz or www.nzsteel.co.nz.

It is important that the requirements of these guides are taken into account when making the selection of the material to be used. Installation of MC 760 is as per the NZMRM Code of Practice. www.metalroofing.org.nz

ENVIRONMENT

The correct grade of material for use in various environments is given in the New Zealand Steel Environmental Guide. This is available from Metalcraft branches and can be viewed and downloaded at www.metalcraftgroup.co.nz

MAINTENANCE

Regular maintenance is required to maximize the lifetime of metal roofing products. Areas that do not receive regular washing with rain, such as canopies, cladding, garage doors, fascia, gutters and downpipes require increased maintenance. Accelerated corrosion can occur where salts and pollutants combine with condensation.

WARRANTIES

The correct grade of material for use in various environments is given in the New Zealand Steel Environmental Guide. Material warranties are closely linked to environmental categories.


The New Zealand Steel Environmental Guide gives a guide to the classification of the environmental categories and the associated warranties that the various material finishes are given. Please contact your local Metalcraft Roofing branch.

SHEET LENGTHS

Sheet lengths vary depending on geographical locations in New Zealand, please discuss with your local Metalcraft Roofing Branch. Depending on colours and sheet lengths load spreading washers and step joints may be required. Refer to MRM Code of Practice on www.metalroofing.org.nz or Metalcraft Roofing website: www.metalcraftgroup.co.nz

COLOURS

MC760 is available in 20 standard colours from New Zealand Steel in trusted brands: COLORSTEEL® ENDURA® and COLORSTEEL® MAXX®. Colour brochures and steel swatches are available on request. Please do not select colours based on pdf,s or websites.



MINIMUM PITCHES

The minimum pitch is determined by the ability of the roof cladding to discharge maximum rainfall without water penetration through the side laps or flashings.

The minimum pitch for MC760 is:
3° after deflection for sheet lengths of 40m.
4° after deflection for sheet lengths exceeding 40m but less than 60m.

The above minimum requirement has been calculated assuming peak rainfall to be less or equal to 100mm/hr.

HANDLING AND STORAGE

Handling and storage of MC760 is as per the NZMRM Code of Practice. www.metalroofing.org.nz. Some important considerations are as follows:

- Site Storage which ensures that sheets are kept dry and ventilated.
- Reducing risk of surface damage to surface coatings during handling, installation and by other trades.
- Ensuring that spans and pitches used are not outside those recommended by Metalcraft Roofing.
- Ensuring that correct and sufficient fasteners are used.
- Installation in contact with incompatible materials is avoided.

ROOF NOISE

The homeowner should be aware that temperatures of dark colours are higher than those of lighter colours. Thermal expansion of metal roofs is covered in the NZMRM Code of Practice. The MBIE document on roof cladding advises that noise from thermal expansion is normal and should be expected. Refer to MBIE -Guide to tolerances, materials and workmanship in new residential construction 2015.

FASTENERS

The selection of the appropriate fastener is essential to performance of the roof. The durability of the fastener should be, as a minimum requirement, equal to that of the roofing or cladding. If in doubt, refer to your nearest Metalcraft branch.

Please refer to loadspan and fixing table for recommended fixings, fastener patterns and centres. This can be downloaded from: www.metalcraftgroup.co.nz

DISCLAIMER

As part of Metalcraft Roofing's policy of continued improvement, final specifications may vary from those contained in this publication. The company reserves the right at any time and without notice to change the design, materials or features and withdraw products from the market without incurring any liability whatsoever.

This publication is issued as a general guide only and should not be treated as a substitute for technical advice. Contact with your nearest Metalcraft branch is recommended to confirm current specifications and availability.